


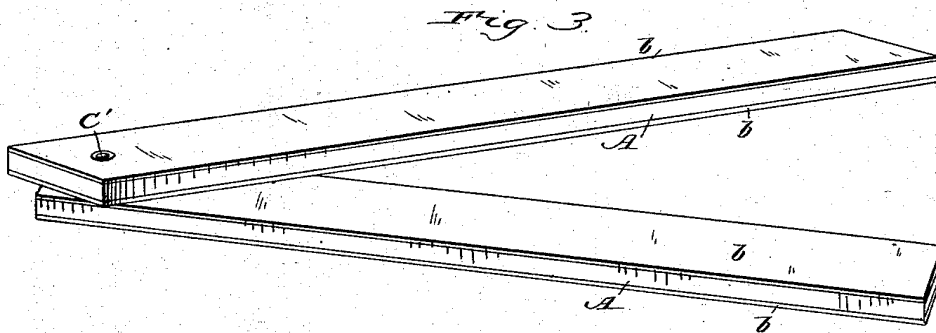
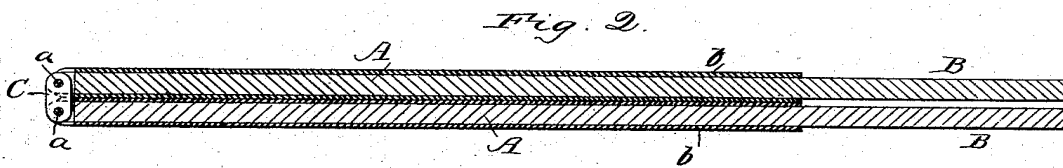
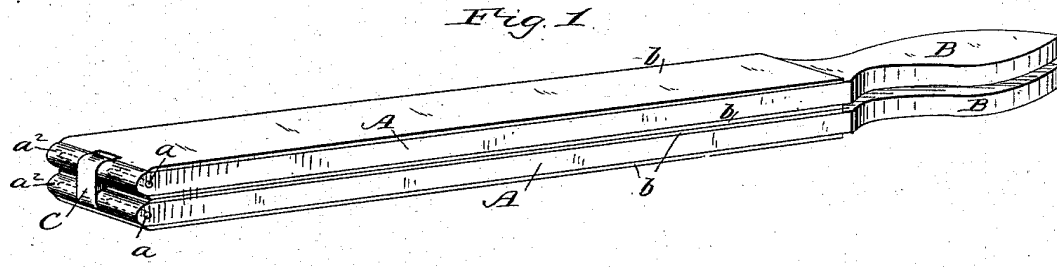
(No Model.)

J. R. TORREY.

RAZOR STROP.

No. 288,381.

Patented Nov. 13, 1883.



Witnesses;

H. N. Low.
John L. Waters

Inventor,
Joseph R. Torrey,
by Henry C. Brown, Atty.

UNITED STATES PATENT OFFICE.

JOSEPH R. TORREY, OF WORCESTER, MASSACHUSETTS.

RAZOR-STROP.

SPECIFICATION forming part of Letters Patent No. 288,381, dated November 13, 1883.

Application filed September 4, 1883. (No model.)

To all whom it may concern:

Be it known that I, JOSEPH R. TORREY, a citizen of the United States, residing at Worcester, in the county of Worcester and State of Massachusetts, have invented certain new and useful Improvements in Razor-Strops, of which the following is a specification, reference being had therein to the accompanying drawings.

My invention relates more particularly to that class of razor-strops intended for the use of travelers, the object of my invention being the production of a light and compact strop having a great variety of stropping-surfaces, this object being accomplished by hinging or pivoting a plurality of bodies, each having several stropping-surfaces, together in such a manner that all of said stropping-surfaces may conveniently be rendered accessible for use by changing the relative positions of the hinged or folding bodies.

In the accompanying drawings, Figure 1 is a perspective view of one form of my invention. Fig. 2 is a central longitudinal section of the same. Fig. 3 is a perspective view of a modified form of my invention partly open, and Fig. 4 is a central longitudinal section of a construction similar to that shown by Fig. 3, but having an additional folding part.

Referring to the construction shown by Figs. 1 and 2, A A indicate rigid bodies or strips, preferably of wood. These bodies are fashioned into handles B at one end, and their opposite ends, a^1 , which are preferably rounded, as shown, are joined by a link, C, secured to the bodies A by pins a , passing through said bodies, or in any other suitable manner. Each of the bodies A is provided on its opposite wider faces with stropping-surfaces b , of any desired quality or degree of fineness. These bodies A being thus pivoted or jointed together by the link C, it is obvious that by reversing their positions the inside stropping-surfaces will be brought to the outside, where they will be accessible for use after the razor has been sharpened on the stropping-surfaces originally outside.

In the constructions shown by Figs. 3 and 4 the bodies A are secured together by a pivot-pin or rivet, C', and the stropping-surfaces b are rendered accessible for use by simply unfolding or opening out the bodies A, preferably turning them end for end, thus reversing their relative positions, one of the parts

of the strop thus being adapted to serve as a handle for the other or others.

If it is desired to increase the stropping-surfaces, the bodies A may be made somewhat thicker in proportion to their length and width than those herein shown, and their edges or narrower sides may then also be provided with stropping-surfaces; but for the sake of lightness and compactness I prefer to make the bodies A about of the proportions shown.

It will be understood that the stropping-surfaces may be either hard or cushioned, the hard surfaces being preferable, as they are more compatible with compactness than the cushioned surfaces.

Instead of a single link for hinging the folding bodies together, as shown in Figs. 1 and 2, two thin metallic links arranged on the outside of said bodies and recessed or let into the same might be employed.

Having thus described my invention, I claim as new and desire to secure by Letters Patent—

1. A razor-strop consisting of a plurality of folding bodies, each of said bodies having a plurality of stropping-surfaces, said bodies being jointed together, so that all of said surfaces may be rendered accessible for use by changing the relative positions of the said folding bodies, substantially as described.

2. The combination, in a razor-strop, of two folding bodies, each provided with stropping-surfaces, and a link serving as a pivotal or hinged connection for said bodies, substantially as described.

3. The combination, in a razor-strop, of two folding bodies, each having stropping-surfaces and rounded ends, with a link serving as a pivotal or hinged connection for said folding bodies at their rounded ends, substantially as described.

4. The combination, in a razor-strop, with the folding bodies A, having handles B, stropping-surfaces b , and rounded ends a^2 , of the link C, serving as a pivotal or hinged connection for said bodies at their rounded ends, substantially as described.

In testimony whereof I affix my signature in presence of two witnesses.

JOSEPH R. TORREY.

Witnesses:

L. H. TORREY,
CH. J. HALE.