

(No Model.)

J. R. TORREY.
RAZOR STROP.

No. 409,715.

Patented Aug. 27, 1889.

FIG. 1.




FIG. 2.

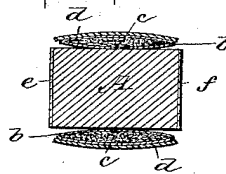


FIG. 3.


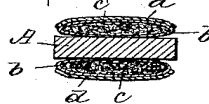


FIG. 4.



Witnesses -
E. D. Smith
A. W. Harrison

Inventor -
Joseph R. Torrey,
by *Aug. Calver*
Att'y.

UNITED STATES PATENT OFFICE.

JOSEPH R. TORREY, OF WORCESTER, MASSACHUSETTS.

RAZOR-STROP.

SPECIFICATION forming part of Letters Patent No. 409,715, dated August 27, 1889.

Application filed August 20, 1888. Serial No. 283,207. (No model.)

To all whom it may concern:

Be it known that I, JOSEPH R. TORREY, a citizen of the United States, residing at Worcester, in the county of Worcester and State of Massachusetts, have invented certain new and useful Improvements in Razor-Strops, of which the following is a specification, reference being had therein to the accompanying drawings.

10 In the manufacture of what are known as "cushioned" razor-strops, such as shown by my patent, No. 244,095, dated July 12, 1881, the leather forming the stropping-surface outside of each of the cushions has been 15 lapped entirely around the cushion, the leather being thus in the form of a flattened tube in which the cushion was inclosed; but I have discovered that the cost of manufacture of these cushioned strops may be considerably lessened without materially detracting from the character or quality thereof by using in connection with the cushions plain flat strips of leather covering the outsides 20 only of the cushions, instead of flattened leather tubes enveloping the cushions, as in the strops shown by my patent above referred to. The flattened tubular cushions consist, preferably, of cases or envelopes of paper stuffed with cotton or equivalent soft and somewhat elastic material, said cushions being preferably attached to the rigid 30 central wooden body of the strop by glue or other adhesive material, and the strips of leather on the outsides of the cushions may also be glued or cemented throughout their entire lengths to the outer sides of the cushions, or they may simply be attached to the body-block of the strop or to the cushions at their ends. By using these plain strips of 40 leather in connection with the cushions, instead of the leather tubes as heretofore, only half as much leather is required for each of the cushioned stropping parts, and as the leather is the most expensive material used 45 in the manufacture of a strop the cost of manufacture is considerably reduced without essentially detracting from the quality thereof.

50 In the accompanying drawings, Figures 1 and 3 are side views of two different forms of strops embodying my invention; and Figs. 2 and 4 are cross-sections of the strops shown by Figs. 1 and 3, respectively.

55 A denotes the rigid wooden body of the strop, and *a* the handle. Each of the strops

herein shown is represented as being provided with two oppositely-arranged cushioned stropping parts, each of said stropping parts consisting of a flattened paper case *b*, filled with cotton or equivalent soft and 60 somewhat elastic stuffing material *c*, the outside only of said case or tube forming the cushion being covered by a leather strip *d*, forming the stropping-surface. Each of the cases of cushions *b* is preferably attached to 65 the body-block *A* by glue or similar adhesive material throughout more or less of its inner surface, and the leather strips *d* may also be glued or cemented throughout their lengths and widths to the cushions, or they may be 70 suitably attached to the body-blocks at the ends of the latter.

In the form of strop shown by Figs. 1 and 2 the rigid rectangular body of the strop is of sufficient thickness to afford oppositely- 75 arranged hard stropping-surfaces *e* and *f* in addition to the oppositely-arranged cushioned stropping parts; but in the form of strop shown in Figs. 3 and 4 the rigid body of the strop is merely a thin strip of wood of suitable 80 thickness to support the cushioned stropping parts. The number of cushioned stropping parts to be used with each strop is of course immaterial, and I may use one, two, three, or four, as circumstances may render 85 desirable.

Having thus described my invention, I claim and desire to secure by Letters Patent—

1. In a razor-strop, the combination, with the rigid body thereof, of the cushioned 90 stropping part consisting of a flattened stuffed case or tube and a leather strip covering the outer side only of the said stuffed case or tube, substantially as set forth.

2. In a razor-strop, the combination, with 95 a rigid rectangular body-block having hard stropping-surfaces on two of its opposite faces, of two cushioned stropping parts on the other two opposite faces of said block, each of said cushioned stropping parts consisting of a flattened stuffed case or tube 100 forming a cushion, and a leather stropping-strip covering the outer side only of the cushion, substantially as set forth.

In testimony whereof I affix my signature in 105 presence of two witnesses.

JOSEPH R. TORREY.

Witnesses:

FRANK L. HALE,
E. H. H. WILSON.