

J. R. TORREY.  
 RAZOR BLADE HOLDER.  
 APPLICATION FILED JAN. 17, 1908.

898,704.

Patented Sept. 15, 1908.

Fig. 1.

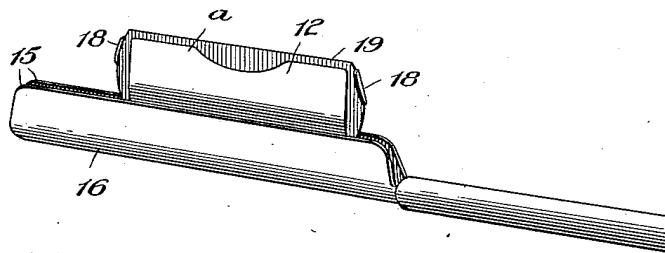


Fig. 2.

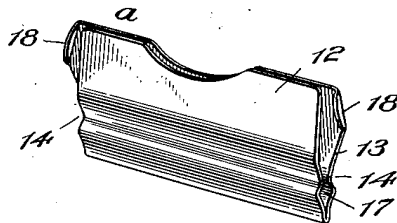
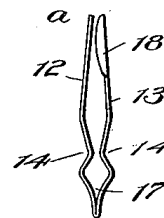


Fig. 3.



Witnesses:

Edwin L. Bradford  
 C. M. Lucey.

Inventor:  
 Joseph R. Torrey,  
 By *Salvo & Salvo*  
 Attorneys.

# UNITED STATES PATENT OFFICE

JOSEPH R. TORREY, OF WORCESTER, MASSACHUSETTS.

## RAZOR-BLADE HOLDER.

No. 898,704.

Specification of Letters Patent.

Patented Sept. 15, 1908.

Application filed January 17, 1908. Serial No. 411,310.

*To all whom it may concern:*

Be it known that I, JOSEPH R. TORREY, a citizen of the United States, residing at Worcester, in the county of Worcester and State of Massachusetts, have invented or discovered certain new and useful Improvements in Razor-Blade Holders, of which the following is a specification, reference being had therein to the accompanying drawings.

This invention relates to a clip or blade holder for holding blades while being stropped or sharpened and into which very thin razor blades can be inserted, and then be slipped into a suitable receptacle provided with a handle, or into the blade-holder of an automatic stropping machine; and the invention has for its object to provide a blade-holder of simple construction in which a thin double-edged razor blade can be inserted without danger of impairing the edge of the blade opposite that to be sharpened, and which will be of such construction that a blade will be securely held from endwise movement when in the holder. To this end the improved blade holder is formed from a piece of thin sheet metal, preferably steel, the metal being folded upon itself longitudinally to make two leaves between which the blade will be held, these leaves being so sharply folded at their point of connection as to form a very sharp V-shaped space between them and the walls of which space will engage the beveled surfaces near the edge of the blade in such a manner as to prevent that edge of the blade which is not being sharpened from coming in contact with the metal at the bottom of the space referred to, as such contact would tend to dull the said edge more or less. One of the leaves of the clip or holder is preferably formed slightly longer than the other and is provided at its ends with lips which will engage the ends of a blade when in the holder, and thus prevent any movement of said blade relative to said holder.

In the accompanying drawings Figure 1 is a perspective view showing the improved clip or holder inserted in a holder with a suitable handle for stropping. Fig. 2 is a detail perspective view of the clip or blade holder, and Fig. 3 is an end view thereof.

Referring to the drawings, *a* denotes the improved clip or holder comprising two leaves 12, 13, folded together longitudinally, and bent in such a manner as to provide lon-

gitudinal grooves 14 in their outer sides at a distance from their point of connection, said grooves being for the reception of the lips 15 of a holder 16 into which the blade-holder or clip is to be inserted when in use. The holder 16 may simply have a suitable shank or handle, or it may be the oscillating holder of an automatic stropping device or machine. The metal at the point of connection of the two leaves 12, 13, is tightly compressed so as to form a sharp, V-shaped space 17 between the two leaves, this space being of such form as properly to guide the blade into place when inserted in the clip or holder, while the walls of said space are sufficiently close together, above the bottom of the space, as to engage with the bevels near that edge of the blade which is within the holder and thereby prevent said edge from being injured or dulled by contact with the metal of the holder at the bottom of said space when the blade is inserted in the clip or holder.

The leaf 13 is preferably made somewhat longer than the leaf 12, and the former is provided at its ends with inwardly projecting lips 18 which are so disposed as to closely overlap the ends of a blade 19 inserted in the holder, and thereby prevent any movement of the blade in the clip or holder in the stropping operation.

The invention provides a clip or blade-holder of simple construction, and which will securely grasp and hold a very thin blade in such a manner that it can be properly inserted in a suitable holder for stropping, and when thus inserted will be securely retained in the clip for the stropping operation.

Having thus described my invention I claim and desire to secure by Letters Patent:—

1. A clip or blade holder comprising two integral leaves of thin metal folded together longitudinally and having between them, adjacent to their fold or point of connection, a sharp V-shaped space the adjacent walls of which, near the said fold, are adapted to engage the beveled surfaces of a double-edged blade and thus prevent the edge of the blade near said surfaces from being injured by contact with the metal at the bottom of said space.

2. A clip or holder comprising two leaves of thin metal folded together longitudinally and having, closely adjacent to their fold or point of connection, a sharp V-shaped space the adjacent walls of which, near said fold,

are adapted to engage the beveled surfaces  
of a blade and thus prevent the edge thereof  
from being injured by contact with the  
holder at said fold, one of said leaves being  
5 provided at its ends with inwardly projecting  
lips to engage the ends of a blade inserted in  
the clip or holder.

In testimony whereof I affix my signature,  
in presence of two witnesses.

JOSEPH R. TORREY.

Witnesses:

LEWIS H. TORREY,  
E. H. H. WILSON.